

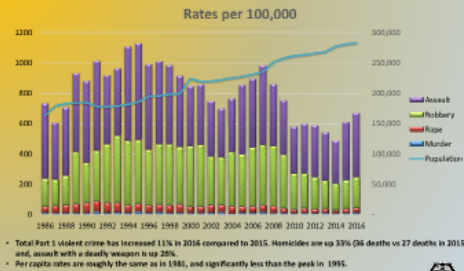
Safer City Summit



Addressing Violent Crime

A Look at Violent Crime

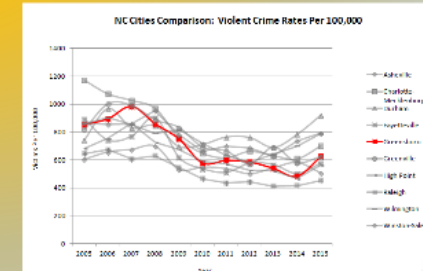
Greensboro Violent Crime Over Time



Partnering to fight crime for a safer Greensboro



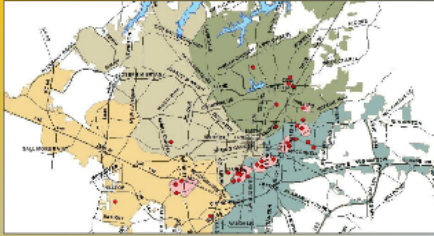
Violent Crime Statewide in 2016



Partnering to fight crime for a safer Greensboro



Greensboro Violent Crime in 2016



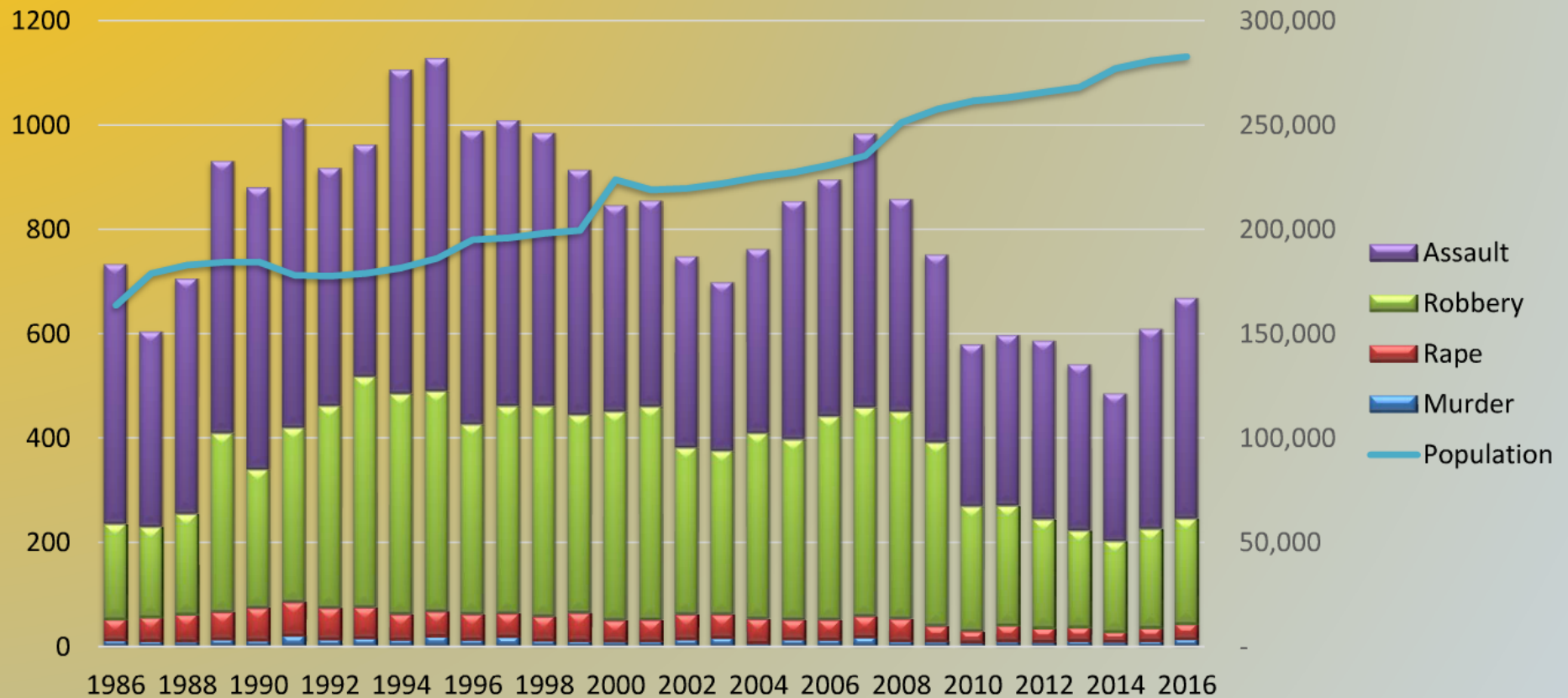
- In 2016, these six areas accounted for 22% of Greensboro's violent crime and 21% of violent offenses involving firearms.
- Over the last two years there was a 53% increase in Part I violent crime in these areas compared to 2014. Violent offenses involving firearms increased 73% these areas compared to 2014.
- In 2016, there was a 13% increase in Part I violent crime in these areas compared to 2015. Violent offenses involving firearms in these areas increased 16% compared to 2015.

Partnering to fight crime for a safer Greensboro



Greensboro Violent Crime Over Time

Rates per 100,000



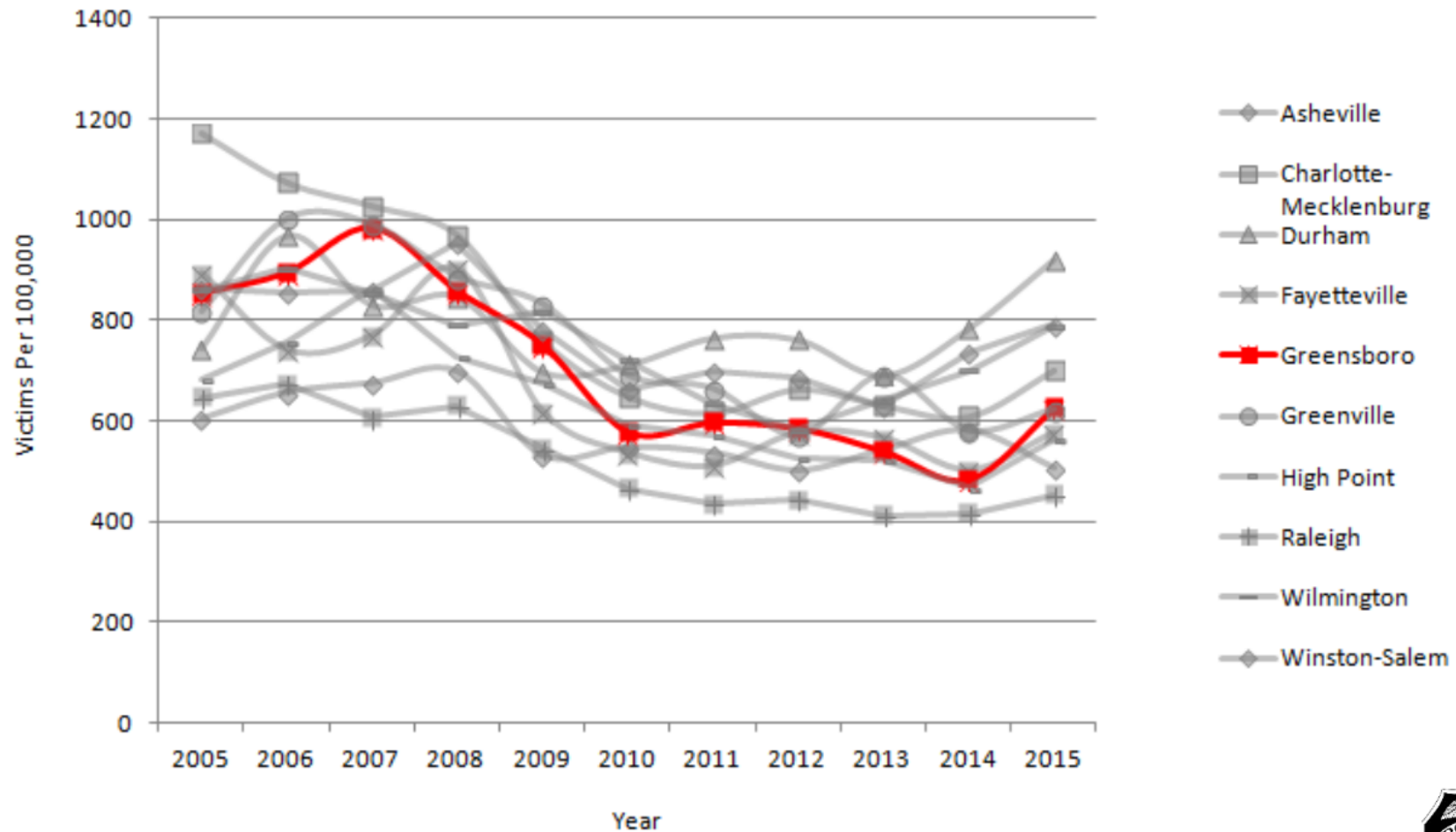
- Total Part 1 violent crime has increased 11% in 2016 compared to 2015. Homicides are up 33% (36 deaths vs 27 deaths in 2015); and, assault with a deadly weapon is up 26%.
- Per capita rates are roughly the same as in 1981, and significantly less than the peak in 1995.

Partnering to fight crime for a safer Greensboro



Violent Crime Statewide in 2016

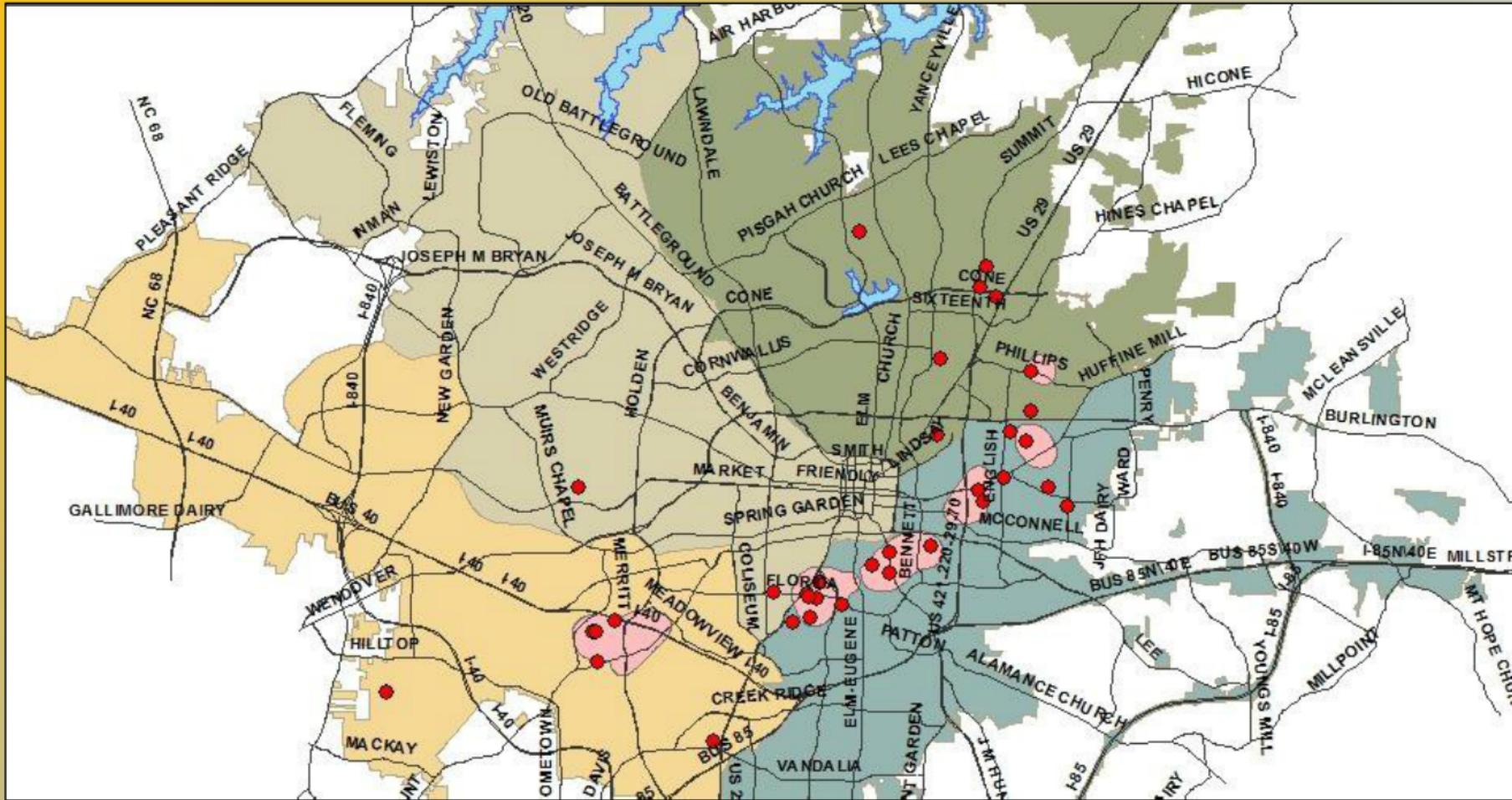
NC Cities Comparison: Violent Crime Rates Per 100,000



Partnering to fight crime for a safer Greensboro



Greensboro Violent Crime in 2016



- In 2016, these six areas accounted for 22% of Greensboro's violent crime and 25% of violent offenses involving firearms.
- Over the last two years there was a 53% increase in Part 1 violent crime in these areas compared to 2014. Violent offenses involving firearms increased 73% these areas compared to 2014.
- In 2016, there was a 13% increase in Part I violent crime in these areas compared to 2015. Violent offenses involving firearms in these areas increased 16% compared to 2015.

Partnering to fight crime for a safer Greensboro



This problem belongs to all of us.

We must work on it together.

About Violent Crime

Causes of Violent Crime Nationwide

1. Gangs 82 %
2. Juveniles / youth crime 80 %
3. Economy / poverty / unemployment 74 %
4. Impulsive violence / disrespect issues 74 %
5. Release of offenders from correctional institutions 69 %
6. Drugs-Cocaine 67 %
7. Poor parenting 63 %
8. Increased availability of guns 55 %
9. Reduced cooperation from witnesses / victims 37 %
10. Educational system - increasing dropout rates 36 %

Source: Police Executive Research Forum

Partnering to fight crime for a safer Greensboro



Contributors to Violent Crime

Economic Conditions/Poverty
Distressed Neighborhoods
Family Background
Substance Abuse
Mental Illness
"Broken" Legal System
Unequal Opportunities
Lack of Education
Environmental Factors

There is no ONE single cause.

Partnering to fight crime for a safer Greensboro



Causes of Violent Crime Nationwide

1. **Gangs 82 %**
2. **Juveniles / youth crime 80 %**
3. **Economy / poverty / unemployment 74 %**
4. **Impulsive violence / disrespect issues 74 %**
5. **Release of offenders from correctional institutions 69 %**
6. **Drugs-Cocaine 67 %**
7. **Poor parenting 63 %**
8. **Increased availability of guns 55 %**
9. **Reduced cooperation from witnesses / victims 37 %**
10. **Educational system - increasing dropout rates 36 %**

Source: Police Executive Research Forum



Contributors to Violent Crime

Economic Conditions/Poverty

Distressed Neighborhoods

Family Background

Substance Abuse

Mental Illness

“Broken” Legal System

Unequal Opportunities

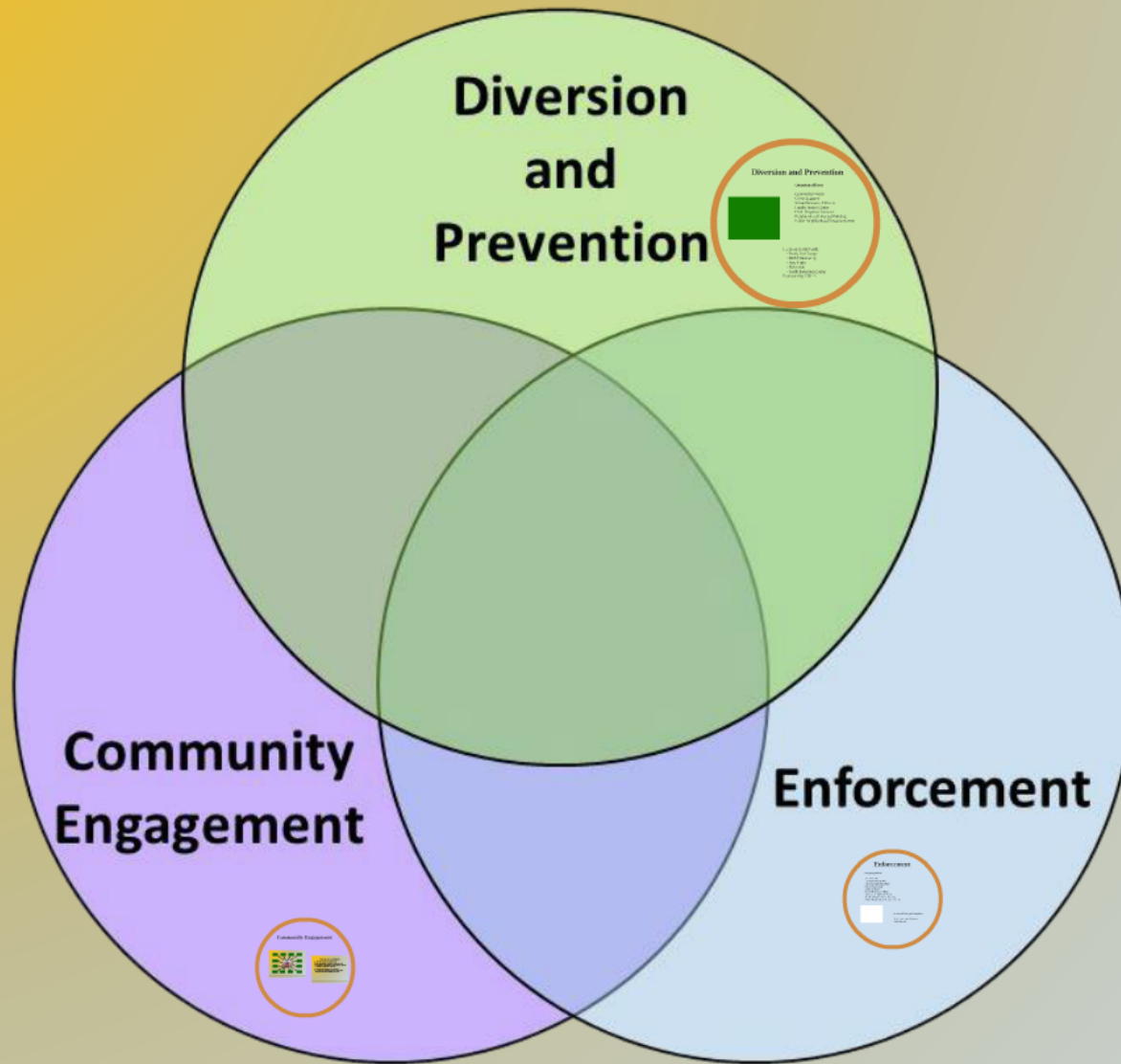
Lack of Education

Environmental Factors

There is no ONE single cause.



How to Reduce Crime



Partnering to fight crime for a safer Greensboro



Diversion and Prevention



On-going efforts:

Community Watch
Crime Stoppers
School Resource Officers
Family Justice Center
Child Response Initiative
Neighborhood Oriented Policing
Police Neighborhood Resource Center

Focus on at-risk youth:

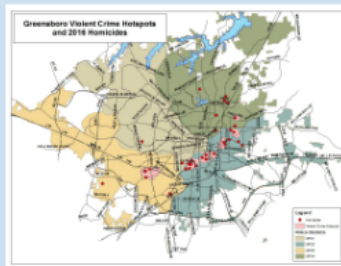
- Ready for Change
- BEST Mentoring
- New Light
- Nehemiah
- Youth Detention Center

Evaluated by UNC-G

Enforcement

On-going efforts:

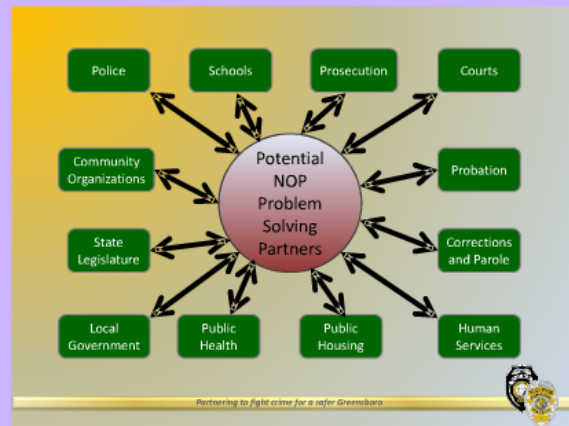
Patrol Actions
Electronic Monitoring
Vice/Narcotics Operations
Street Crimes Unit
Crime Stoppers
School Resource Officers
Violent Criminal Task Force
Neighborhood Oriented Policing
Police Neighborhood Resource Center



Increased Hot Spot Emphasis:

Additional Patrol Officers
NOP-focused

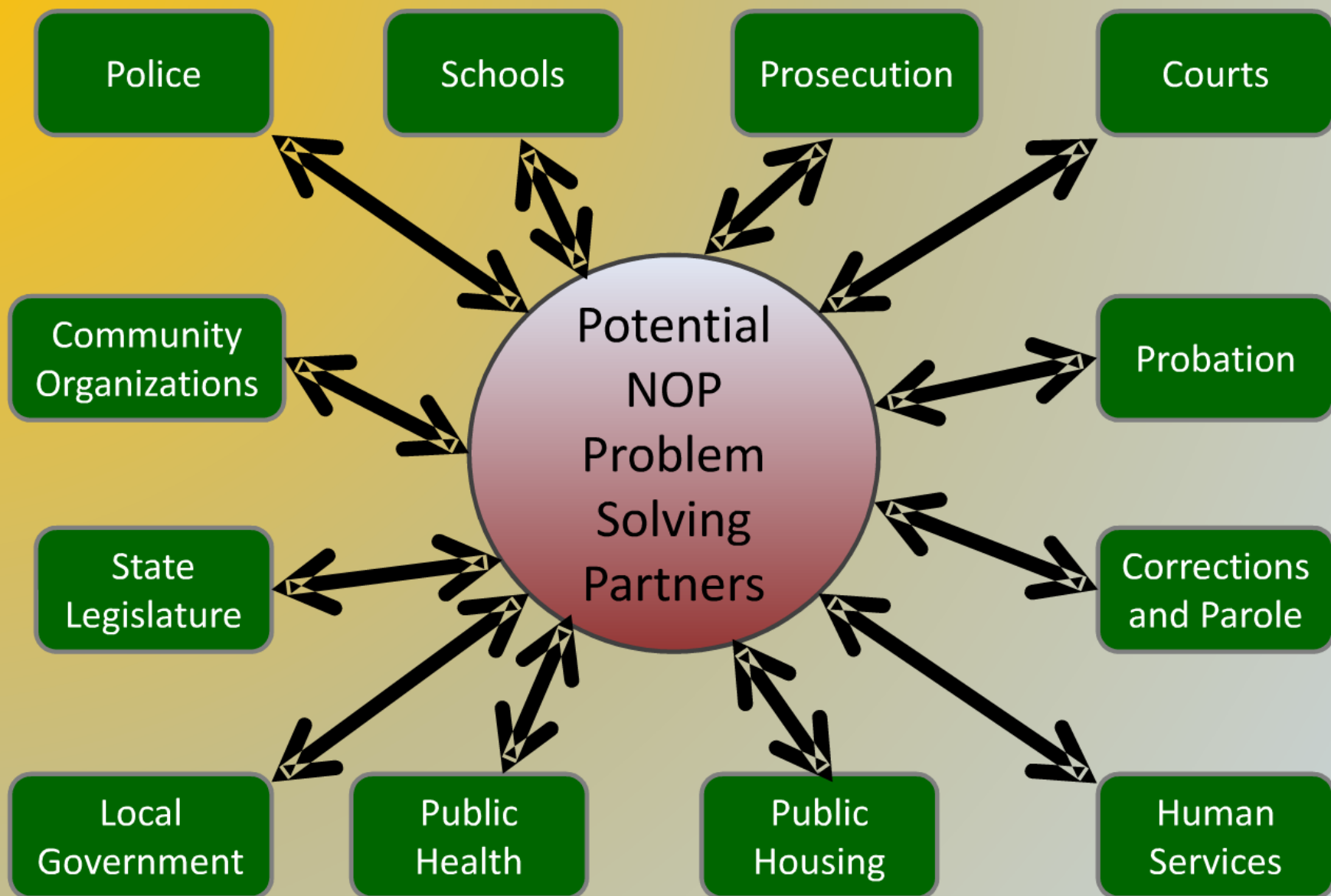
Community Engagement



The Safer City Summit

- ☐ Tackle select contributors to violent crime
- ☐ Form working groups to develop 2-4 action items each
- ☐ Each working group collaborates among members and other stakeholders to implement action items
- ☐ Groups brief on their progress on set intervals
- ☐ GPD provides the working infrastructure, overarching leadership, and informs the public of the efforts

Partnering to fight crime for a safer Greensboro



Partnering to fight crime for a safer Greensboro



The Safer City Summit

- ☐ Tackle select contributors to violent crime
- ☐ Form working groups to develop 2-4 action items each
- ☐ Each working group collaborates among members and other stakeholders to implement action items
- ☐ Groups brief on their progress on set intervals
- ☐ GPD provides the working infrastructure, overarching leadership, and informs the public of the efforts



Safer City Summit

Addressing Violent Crime

Safer City Summit



Addressing Violent Crime