

M/WBE Progress Report January - December 2014



February 12, 2015

Program Objectives

- To provide minority and women businesses equal opportunity for participation in City contracting programs
- To promote the economic inclusion and development of firms in the Greensboro Marketplace

M/WBE Staff Structure



- **Coordinator**
 - Report annual progress
 - Oversight/management of Certification process
 - Audit GFE Documents
 - Monitor & evaluate plan
- **Specialist**
 - Review contract specifications
 - GFE Reviews

Duties and Responsibilities

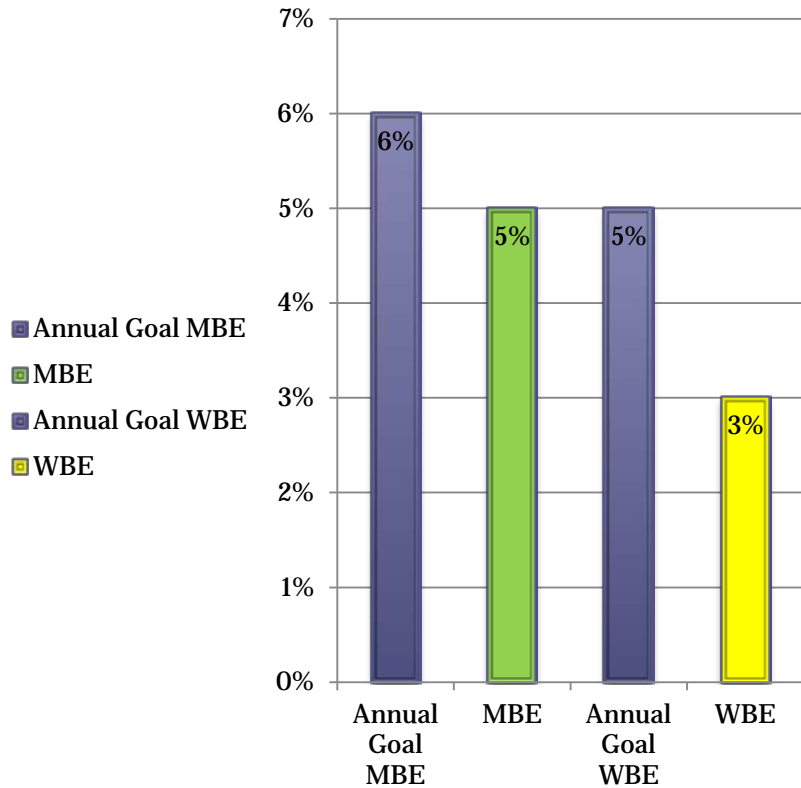
- Provide technical assistance
- Maintain contract reporting system
- Provide public education and advocacy (internally & externally)
- Oversight and management of compliance
- Progress reporting
- Provide staff support for M/WBE related committees

Committees

- **Goal Setting Committee**
 - The purpose is to review and approve M/WBE contract specific and annual aspirational goals
 - 2 Committees (Professional Services & Construction)
 - Internal City staff members
- **Coordinating Committee**
 - The purpose is to provide oversight of the M/WBE program
 - Comprised of business and community members
 - Appointed by the City Manager

Professional Services Utilization Analysis

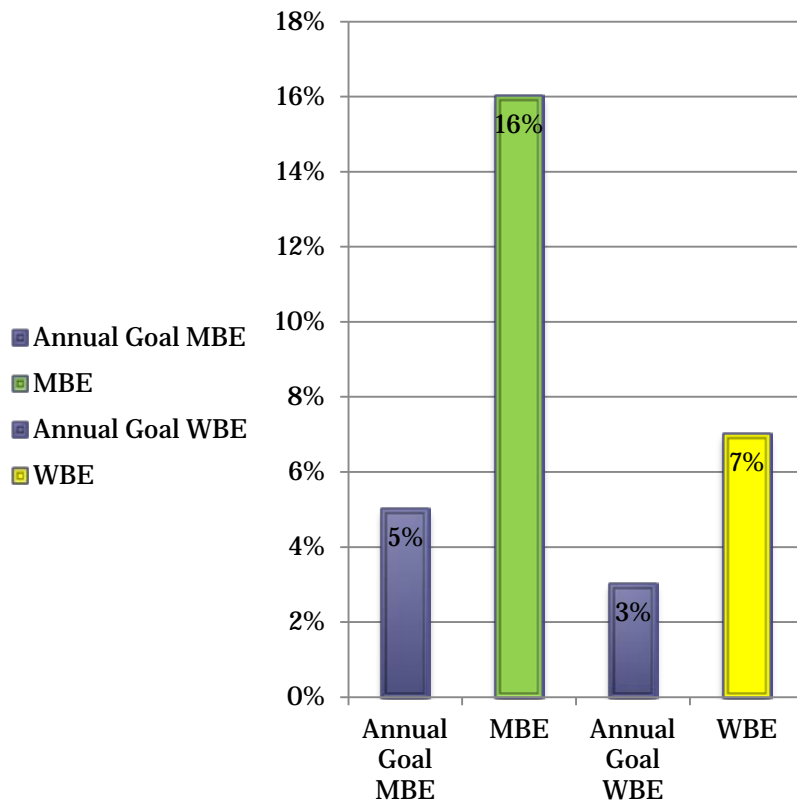
Professional Services Jan 1 -Dec 31, 2014



- Professional Services
 - Engineering, architectural, accounting, advertising, IT, human resources, & inspection services
- Annual Aspiration Goals
 - MBE 6% WBE 5%
- Utilization
 - Overall Total -\$16,156,223
 - MBE Total - \$687,855
 - WBE Total – \$518,608

Goods & Other Services Utilization Analysis

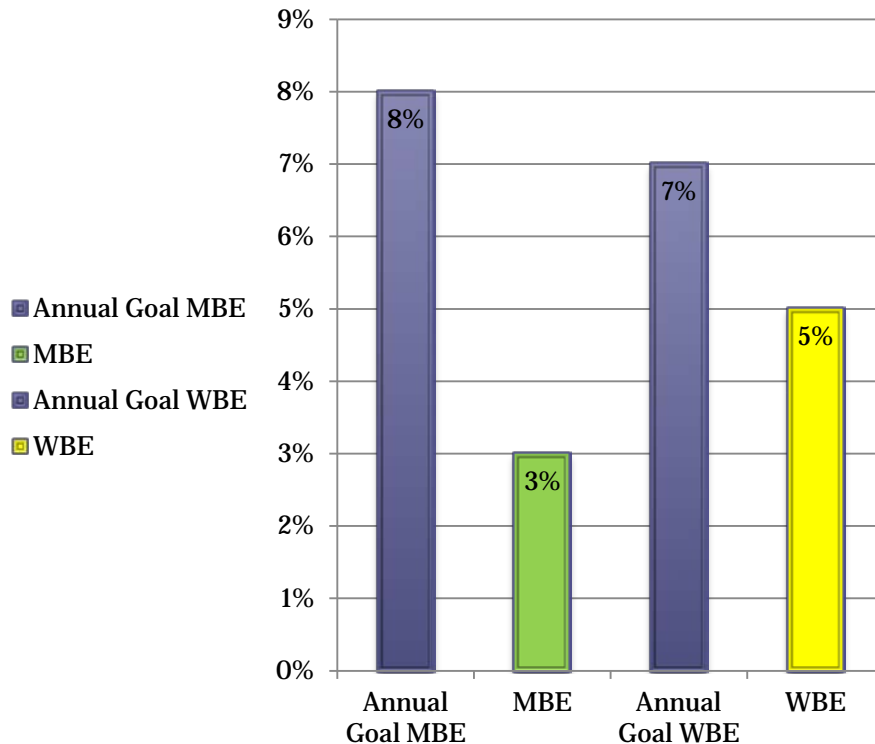
Goods & Other Services Jan 1 - Dec 31, 2014



- Goods & Other Services
 - Purchase of goods/ commodities and other services such as janitorial, landscaping, catering, etc
- Annual Aspiration Goals
 - MBE 5% WBE 3%
- Utilization
 - Overall Total - \$6,860,908
 - MBE Total - \$1,108,312
 - WBE Total - \$446,073

Construction Services Utilization Analysis

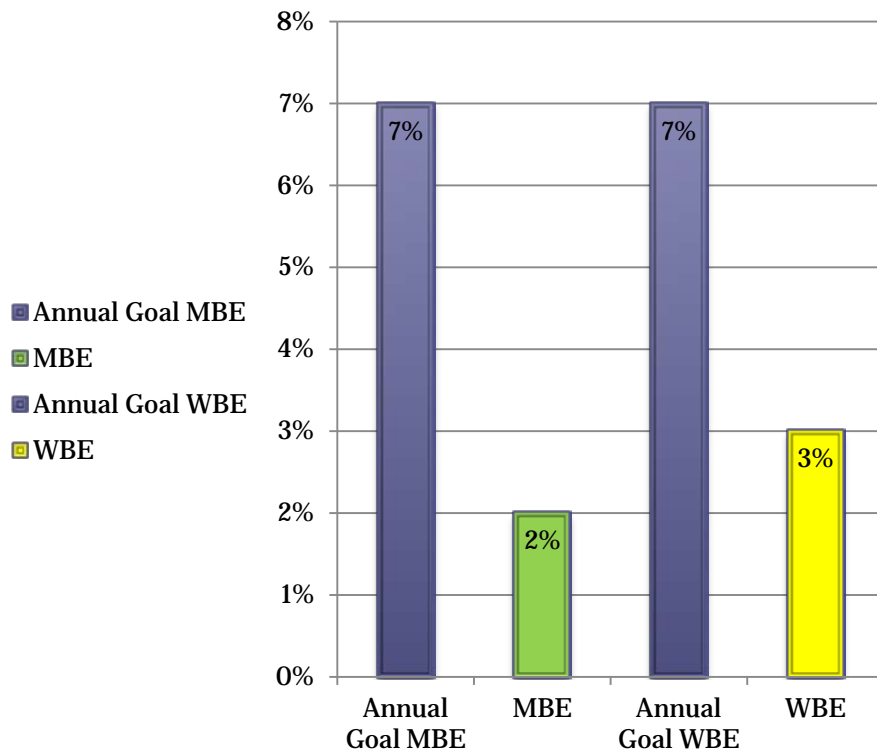
Construction Subcontracting Jan 1 - Dec 31, 2014



- Construction Services
 - Construction and maintenance of buildings and roadways
- Annual Aspiration Goals
 - MBE 8% WBE 7%
- Utilization
 - Overall Total - \$38,344,385
 - MBE Total - \$961,948
 - WBE Total - \$2,008,635

Construction Services – M/WBE Prime Utilization Analysis

Construction Prime Jan 1 - Dec 31, 2014



- Construction Prime Services
 - Construction services where MBE/WBE served as the Prime contractor
- Annual Aspiration Goals
 - MBE 7% WBE 7%
- Utilization
 - Overall Total - \$38,344,385
 - MBE - \$688,167
 - WBE - \$1,218,278

Accomplishments

- **Workshops**
 - **Two External**
 - Instruction to Prime Contractors on how to document M/WBE GFE
 - Instruction to M/WBE on the process to participate on City projects
 - **Three Internal**
 - Educated Staff on the M/WBE program and process
- **Enhanced Good Faith Review process**
- **Outreach**
 - **Enhanced Email Notification (Mail Chimp)**
 - **Social Media (Facebook/Twitter)**

Follow up Actions & Timelines

- Legal changes/updates to M/WBE Plan
 - March 2015
- Monthly Newsletter
- Monthly Outreach
 - Beginning March 2015
 - MED Week Fall 2015
- Hire M/WBE Specialist for construction
 - Anticipated date: April 15
- Quarterly reporting
 - March, June, September, December