






PL(P) 18-13

**Proposed Annexation
4316 Burlington Rd
1.08 Acres**

Legend

-  Transportation Projects
-  Water Sewer Service Area Boundary
-  Buildings
-  Parcels
-  Greensboro City Limits

N
1" = 300'